



Schar School Elected Officials Seminar

Northern Virginia: Housing Affordability Trends

Jeannette Chapman
Deputy Director and Senior Research Associate
Stephen S. Fuller Institute
Schar School of Policy and Government
George Mason University

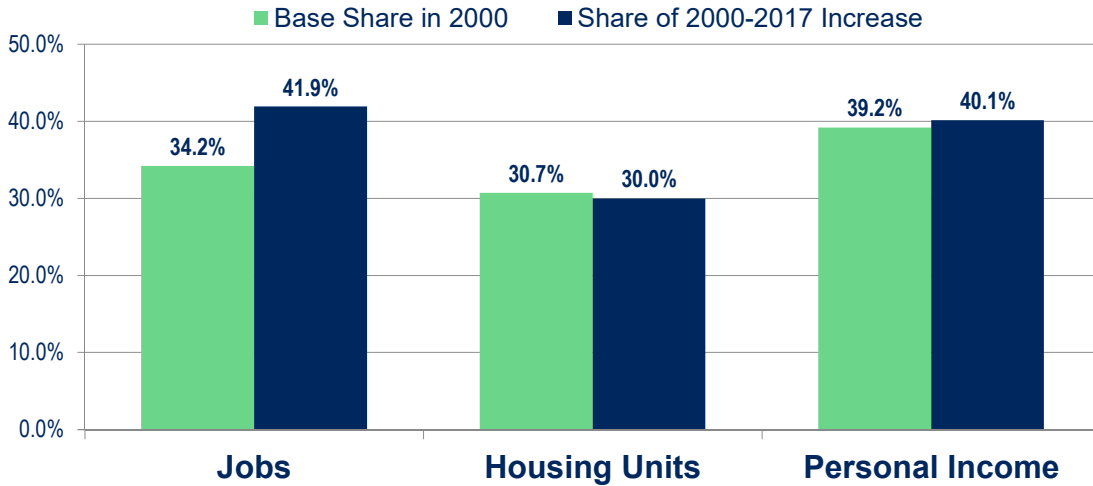


November 18, 2019

Housing Affordability in Northern Virginia: Background



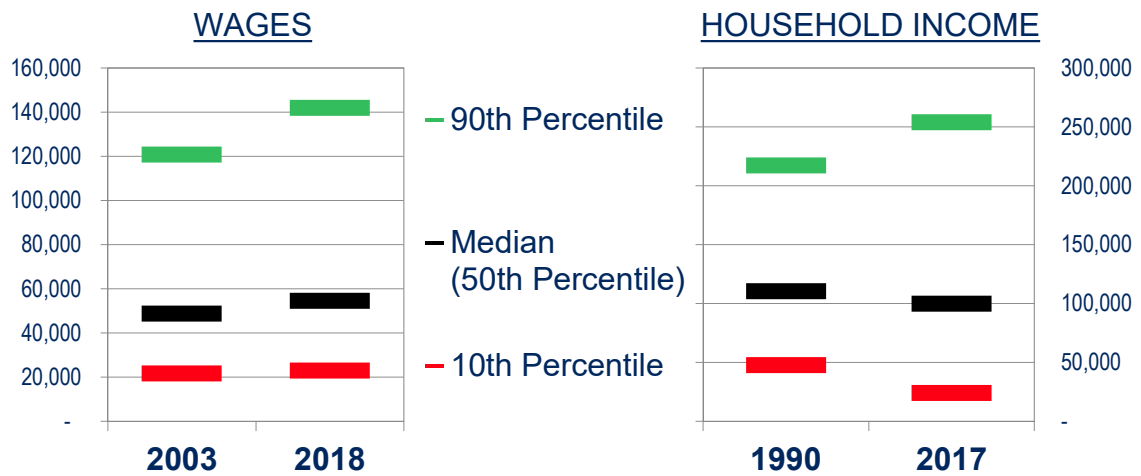
Largest 15 Employment Metros as % of U.S.



Sources: U.S. Census Bureau ; U.S. Bureau of Labor Statistics; U.S. Bureau of Economic Analysis; The Stephen S. Fuller Institute at the Schar School, GMU



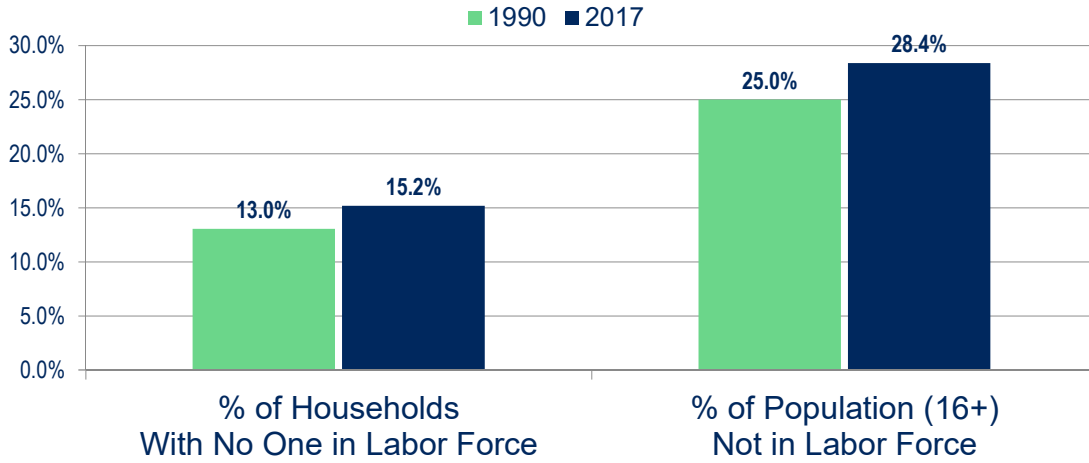
Distribution of Wages & Income, Washington Region



Sources: U.S. Bureau of Labor Statistics; U.S. ; The Stephen S. Fuller Institute at the Schar School, GMU; NOTE: CPI Adjusted



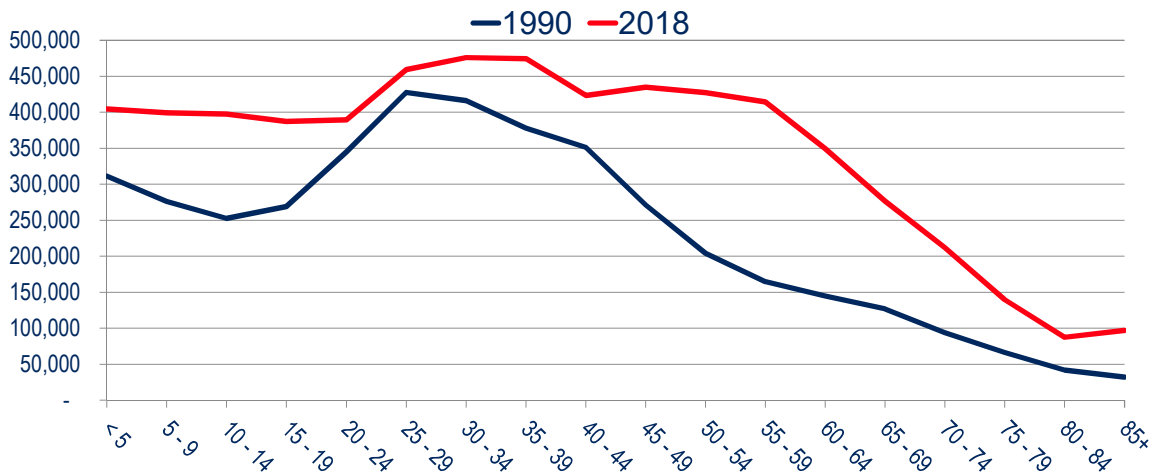
Labor Force Participation, Washington Region



Sources: U.S. Census Bureau (1990 Decennial microdata & 2017 ACS microdata); The Stephen S. Fuller Institute at the Schar School, GMU



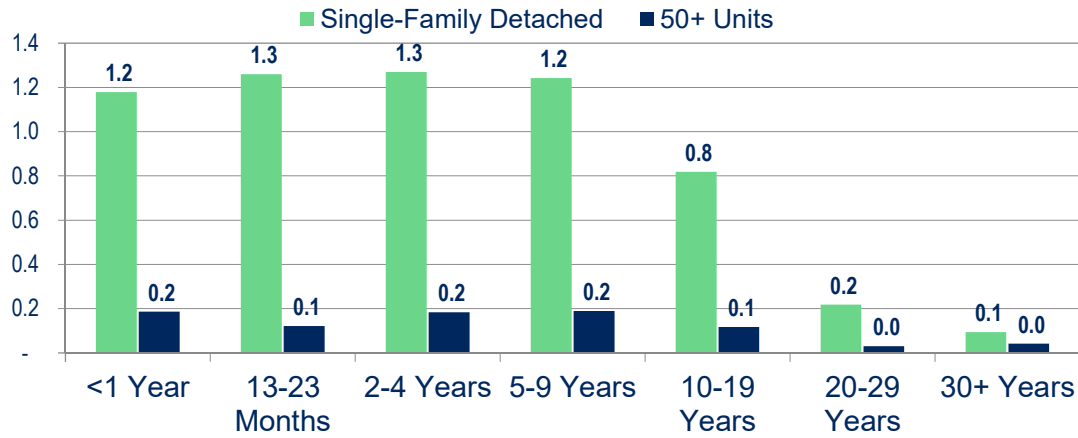
Population by Age, Washington Region



Sources: U.S. Census Bureau (1970-79 Intercensal Estimates & v2018 Population Estimates); The Stephen S. Fuller Institute at the Schar School, GMU



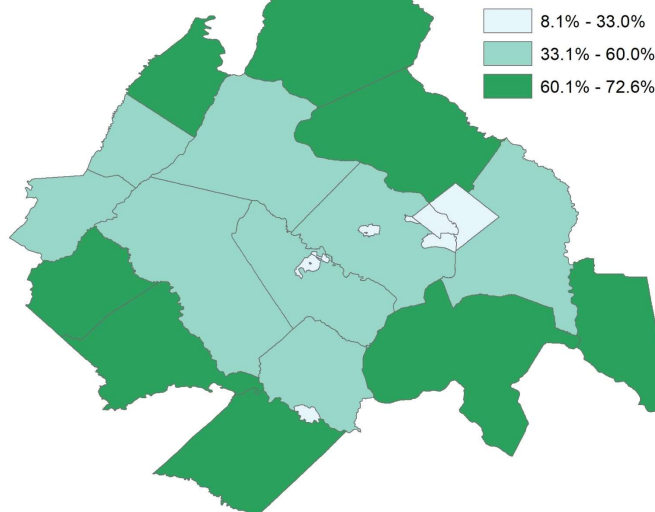
Children Per Household by Select Unit Type and Time in Unit, NVTA Region



Sources: U.S. Census Bureau (2015-2017 ACS microdata); The Stephen S. Fuller Institute at the Schar School, GMU



% of Jobs Held By Residents (In-Commuting)



Source: 2011-2015 ACS; The Stephen S. Fuller Institute at the Schar School, GMU



Housing Affordability in Northern Virginia:

Quantifying the Need



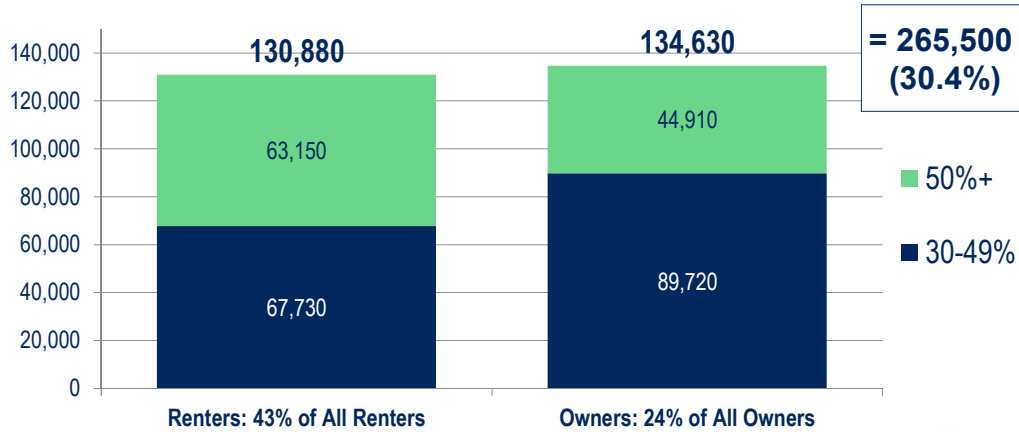
Housing Cost Burden

Guideline of <30% of household income spent on housing:

- >30% = “Housing Cost Burdened”
- >50% = “Extremely Housing Cost Burdened”
- Originated in the 1960s
- Designed to leave enough income leftover for other needs
- “Right” target varies by income, debt, family structure, transportation costs etc



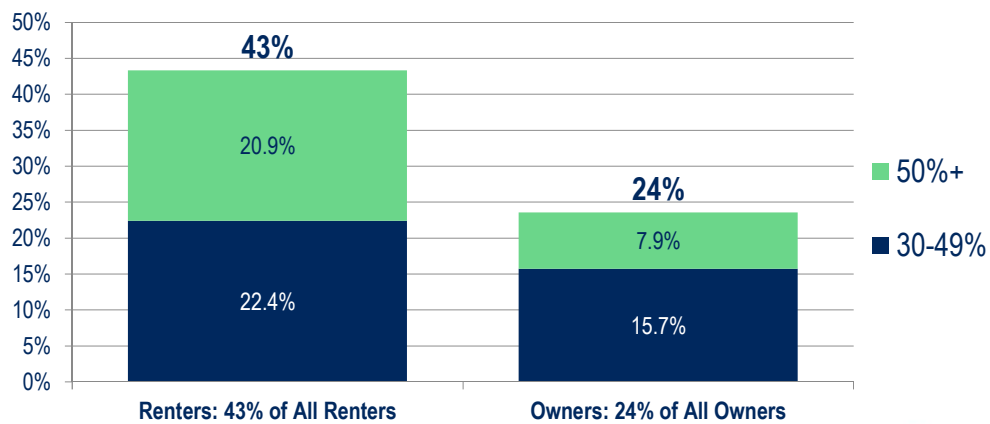
Housing Cost Burdened Households NVRTA region, 2017



Source: U.S. Census (2017 ACS microdata); The Stephen S. Fuller Institute at the Schar School, GMU



Housing Cost Burdened Households NVRTA region, 2017 average



Source: U.S. Census (2017 ACS microdata); The Stephen S. Fuller Institute at the Schar School, GMU



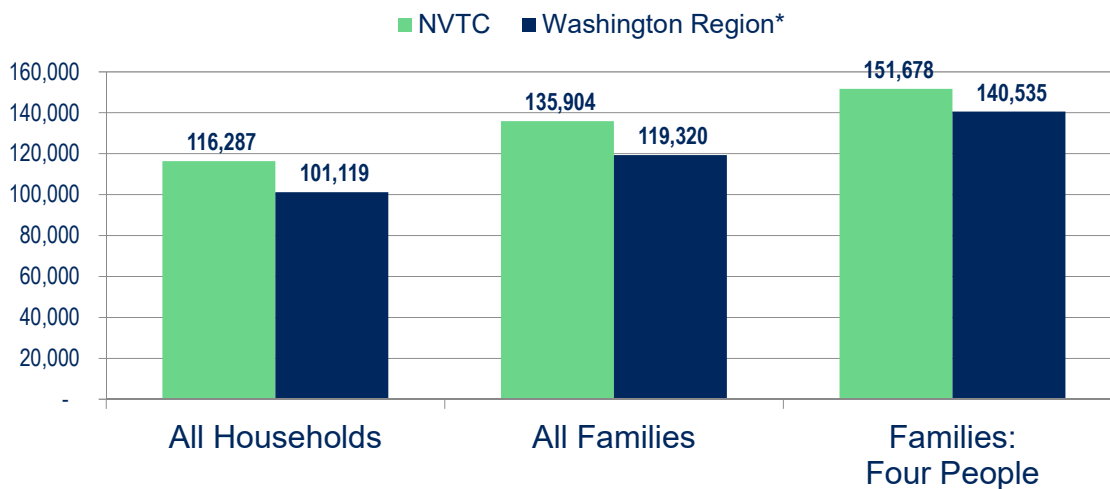
Area Median Income (AMI): \$117,200 for a Family of Four (FY18)

	Extremely Low (30% AMI) Limit	Very Low (50% AMI) Limit	Low (80% AMI) Limit
1 Person	24,650	41,050	54,250
2 People	28,150	46,900	62,000
3 People	31,650	52,750	69,750
4 People	35,150	58,600	77,450

Sources: HUD; The Stephen S. Fuller Institute at the Schar School, GMU



Median Household Income, 2017



Sources: U.S. Census Bureau ; U.S. Bureau of Labor Statistics; U.S. Bureau of Economic Analysis; The Stephen S. Fuller Institute at the Schar School, GMU
*Washington Region geography differs from the metropolitan area and the HUD definition



Jobs by Median Earnings, 1-Person Household

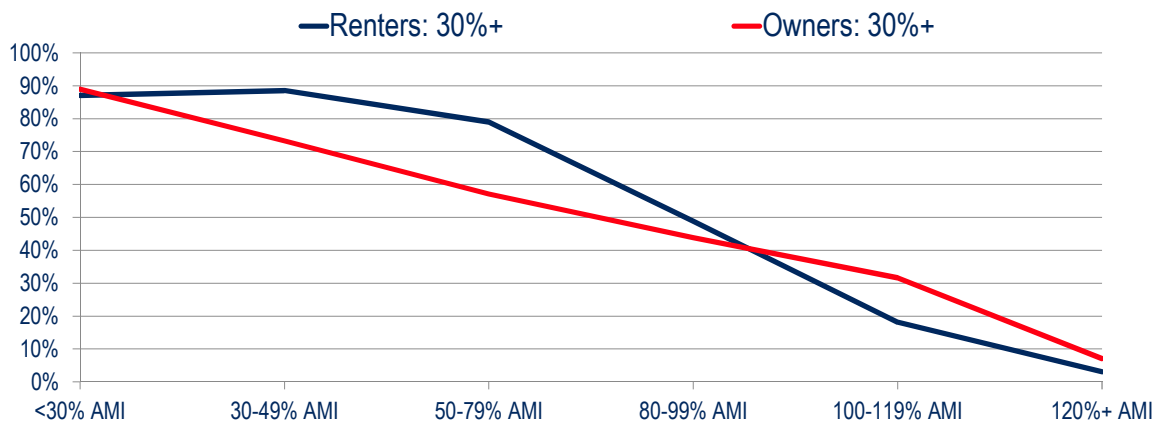
- **<30% AMI**
 - Cashier
 - Retail Sale
 - Fast Food Cook
- **30-49% AMI**
 - Home Health Aid
 - Medical Assistant
 - Childcare Worker
 - Bank Teller
 - Security Guard
- **50-79% AMI**
 - Dental Assistant
 - Carpenter
 - Bookkeeping, Accounting, and Auditing Clerk
 - Licensed Practical / Licensed Vocational Nurse

Sources: U.S. Bureau of Labor Statistics; The Stephen S. Fuller Institute at the Schar School, GMU



Share of Housing Cost Burdened Households by Tenure & AMI

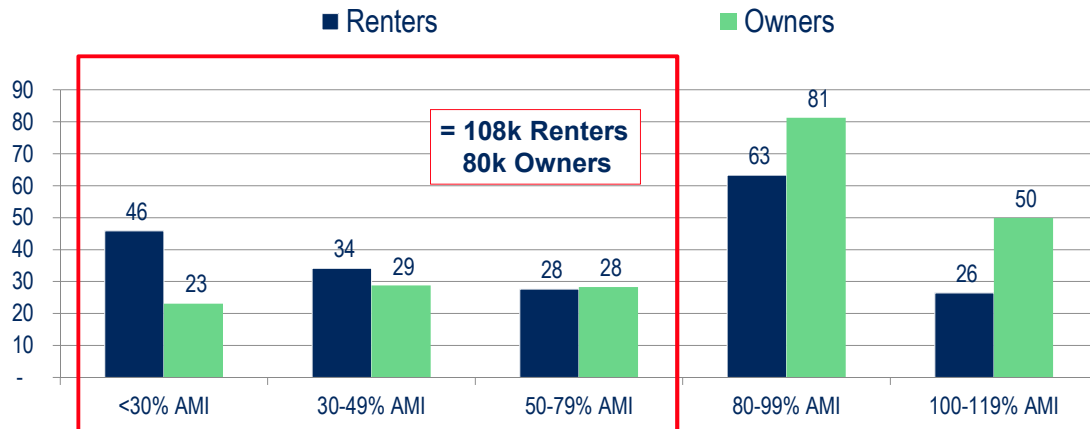
NVTA region, 2017



Sources: U.S. Census Bureau (2017 ACS Microdata); The Stephen S. Fuller Institute at the Schar School, GMU



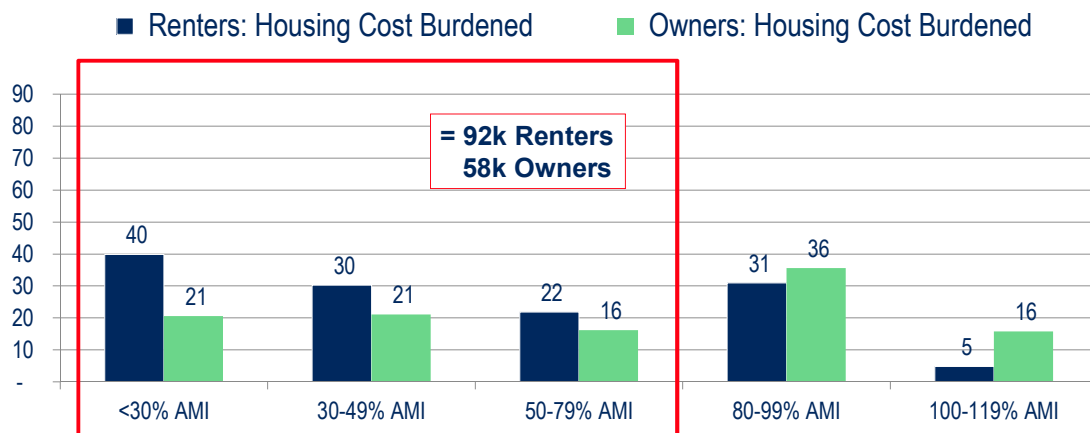
Households by Tenure & AMI NVTA region, 2017 (000s)



Sources: U.S. Census Bureau (2017 ACS Microdata); The Stephen S. Fuller Institute at the Schar School, GMU



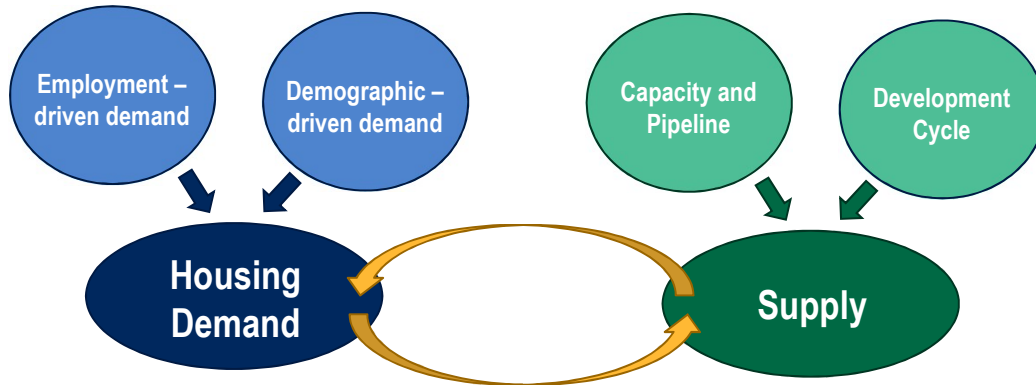
Households by Tenure & AMI NVTA region, 2017 (000s)



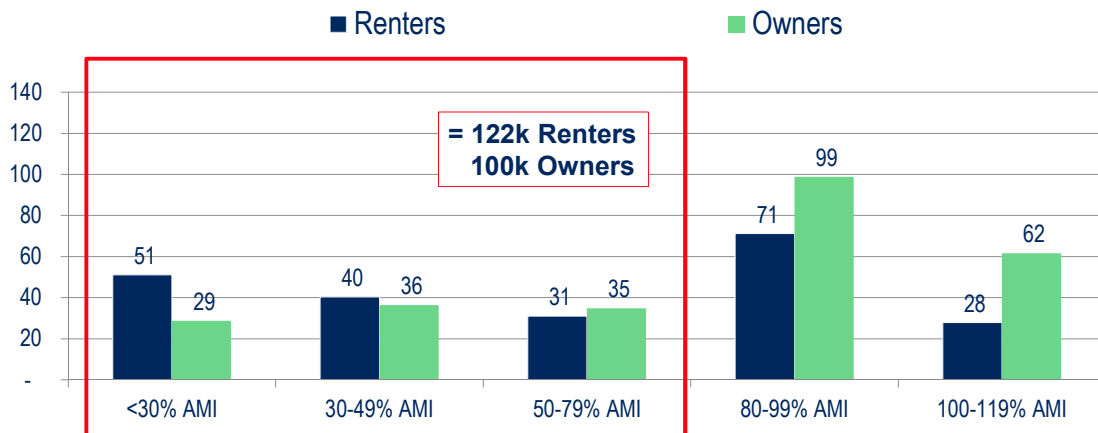
Sources: U.S. Census Bureau (2017 ACS Microdata); The Stephen S. Fuller Institute at the Schar School, GMU



What is a Housing Forecast?



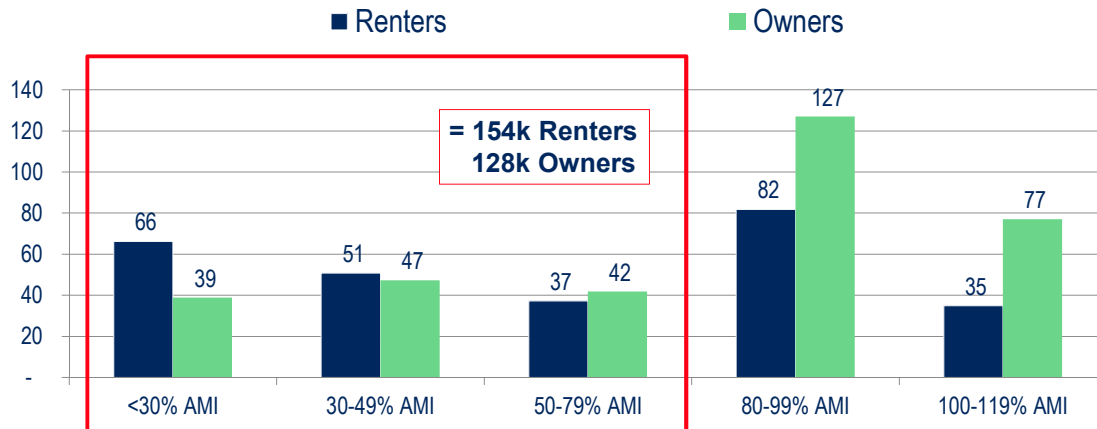
Households by Tenure & AMI Northern Virginia, 2017 (000s)



Sources: U.S. Census Bureau (2017 ACS Microdata); The Stephen S. Fuller Institute at the Schar School, GMU



Households by Tenure & AMI Northern Virginia, 2027 (000s)



Sources: U.S. Census Bureau (2017 ACS Microdata); The Stephen S. Fuller Institute at the Schar School, GMU



Thank You

For monthly reports on the
Washington region's economic performance go to

sfullerinstitution.gmu.edu

[@FullerInstitute](https://twitter.com/FullerInstitute)



Schar School of Policy
and Government



The
STEPHEN S. FULLER INSTITUTE
for Research on the Washington Region's Economic Future